



"SWING" S191 / L191

Typenplan



05
Eckteil
Spitzecke
Rü klappbar
102x102x88



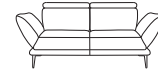
07
Hocker
70x70



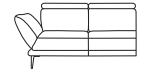
18
Element
1 ST links
Rü + ST klappbar
103x99x88



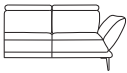
19
Element
1 ST rechts
Rü + ST klappbar
103x99x88



20
Sofa 2-sitzig
2 ST
Rü + ST klappbar
196x99x88



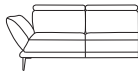
28
Sofa 2-sitzig
1 ST links
Rü + ST klappbar
164x99x88



29
Sofa 2-sitzig
1 ST rechts
Rü + ST klappbar
164x99x88



25
Sofa 2,5-sitzig
2 ST
Rü + ST klappbar
208x99x88



54
Sofa 2,5-sitzig
1 ST links
Rü + ST klappbar
175x99x88



55
Sofa 2,5-sitzig
1 ST rechts
Rü + ST klappbar
175x99x88



33
Sofa 3-sitzig
2 ST
Rü + ST klappbar
228x99x88



38
Sofa 3-sitzig
1 ST links
Rü + ST klappbar
196x99x88



39
Sofa 3-sitzig
1 ST rechts
Rü + ST klappbar
196x99x88



68
Recamiere
1 ST links
Rü + ST klappbar
202x99x88



69
Recamiere
1 ST rechts
Rü + ST klappbar
202x99x88




52
Longchair
ST links
Rü + ST klappbar
103x168x88



53
Longchair
ST rechts
Rü + ST klappbar
103x168x88



852
Longchair
ST verschiebbar links
Rü klappbar
97x168x88



853
Longchair
ST verschiebbar rechts
Rü klappbar
97x168x88



K24
Sofakissen mit
Inlett + RV
38x38



K26
Rückenkissen mit
Inlett + RV "soft"
52x52



NK25
Nierenkissen
60x24



NK33
Nierenkissen
70x24



KS30
3x NK25